ESC GENERAL ASSEMBLY PRESIDENT'S REPORT

Budapest, Hungary

October, 5, 2019

ESC PRESIDIUM MEMBERS

IN THE ISSF EXECUTIVE COMMITTEE

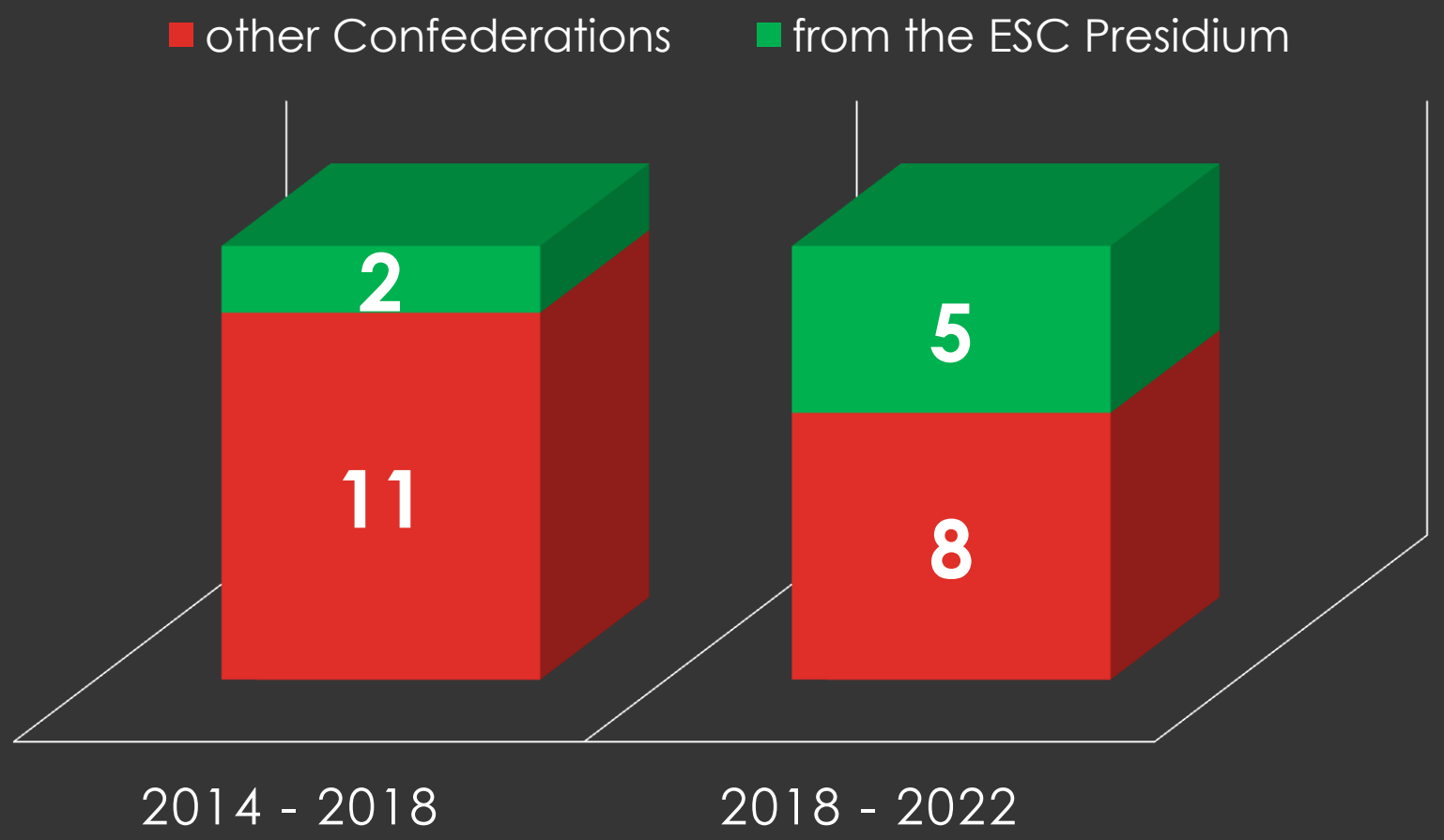

Total:
13 members

ESC PRESIDIUM MEMBERS

IN THE ISSF ADMINISTRATIVE COUNCIL

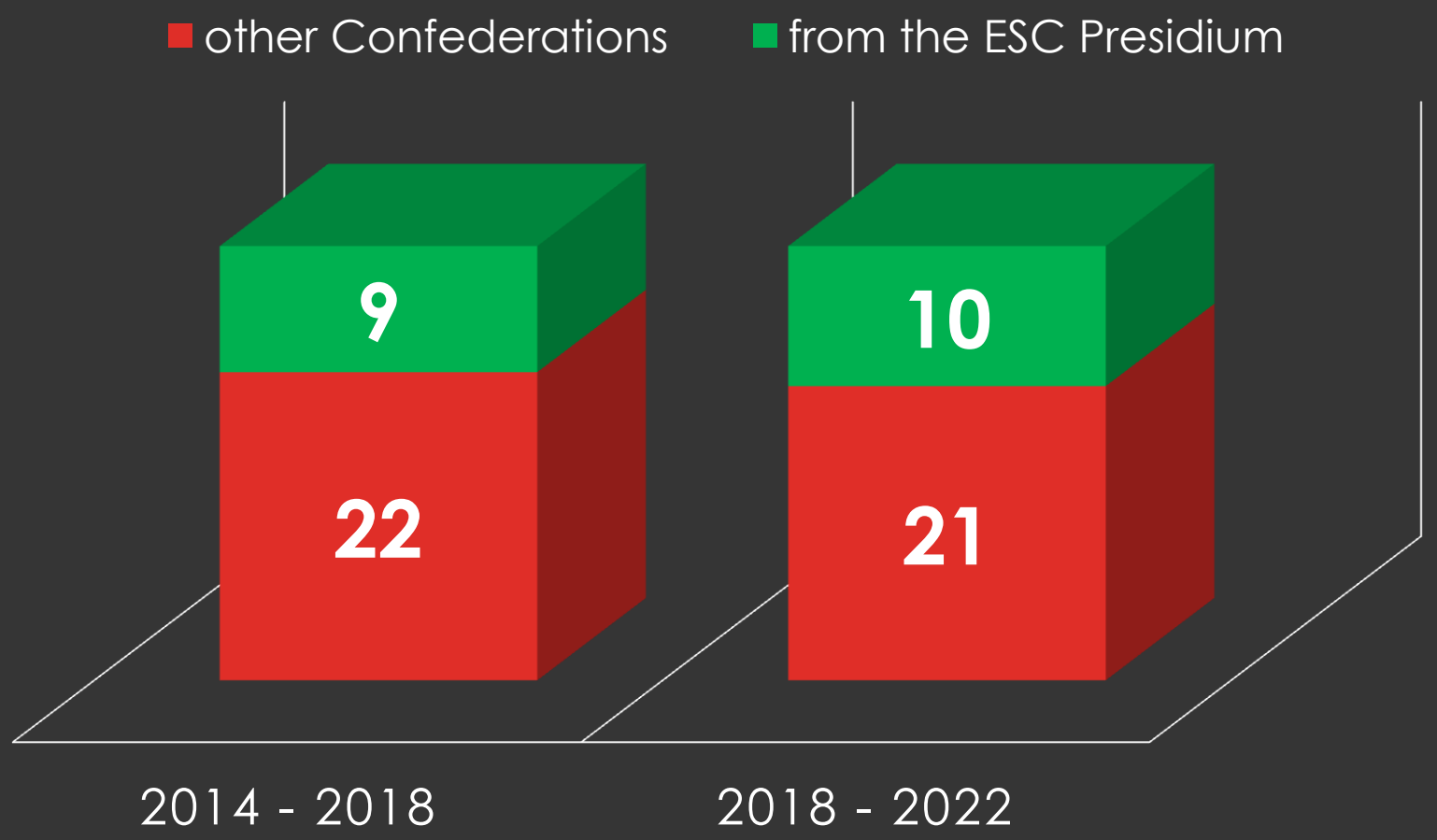

Total:
31 members

EUROPEAN CHAMPIONSHIPS MEDALISTS' AVERAGE AGE

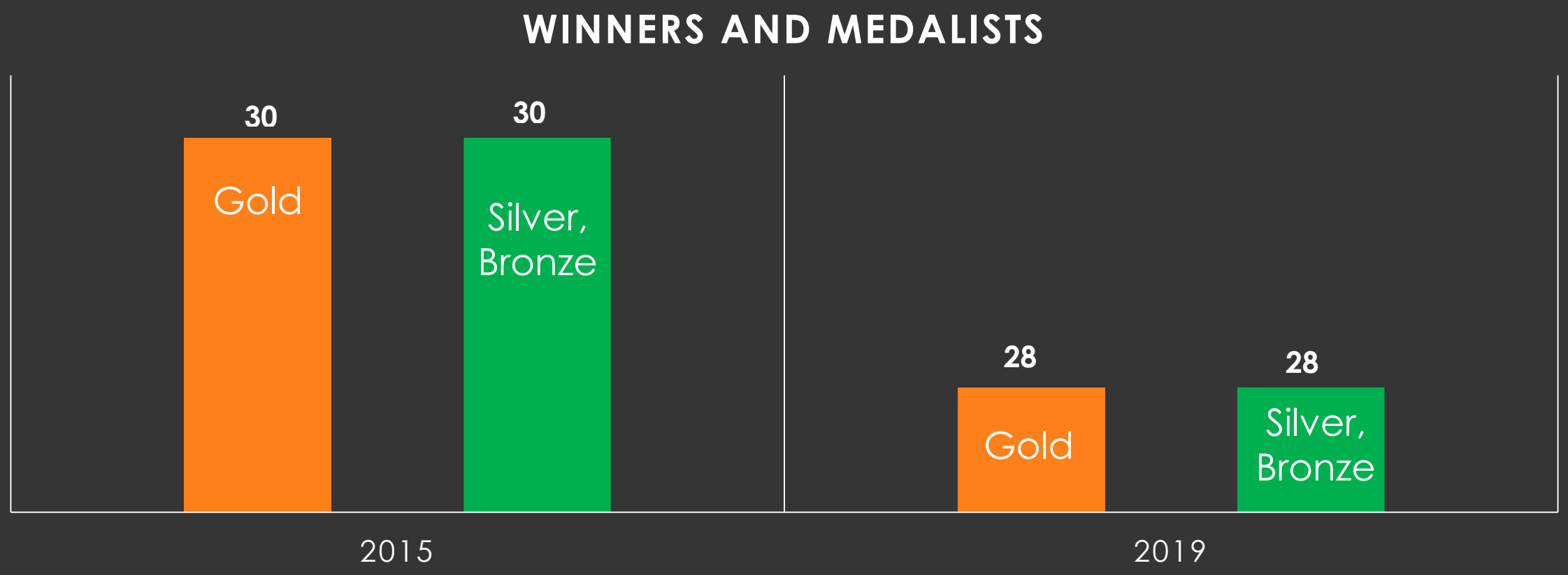

MIXED TEAM EVENTS

PRESIDENT'S ACTIVITY FOR SPORT IN EUROPE (VISITS)

(EXCLUDING THE ISSF ACTIVITY)

NUMBER OF VISITS IN 2018-2019

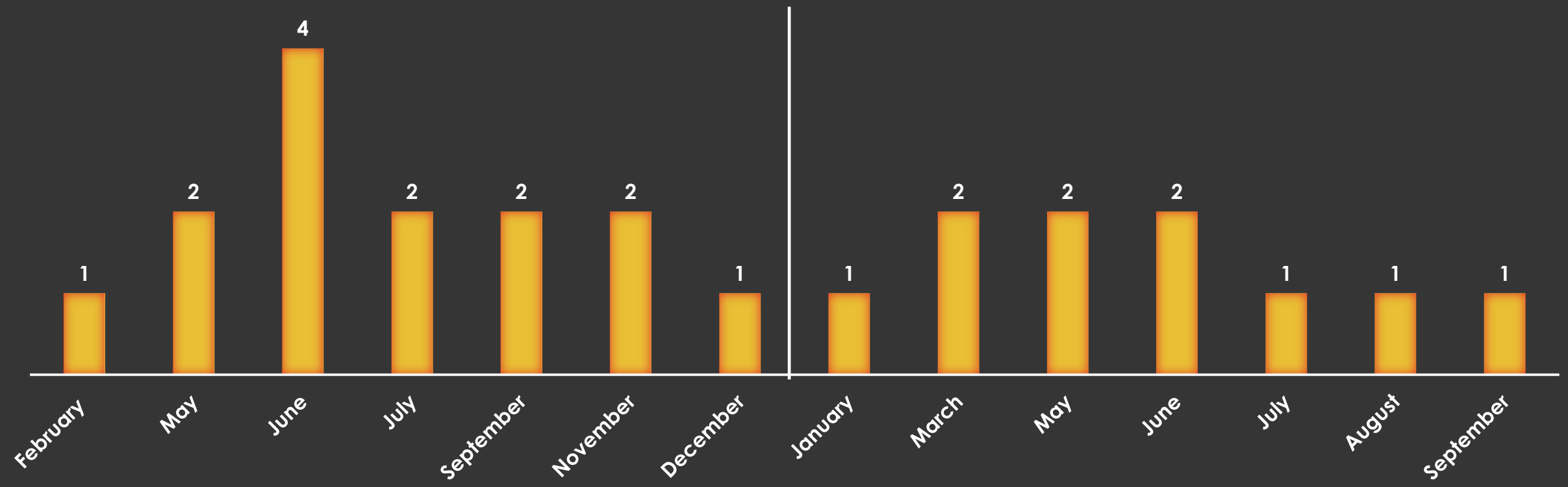

Total for 2018 – **14**

Total for 2019 (till October)– **10**

PRESIDENT'S ACTIVITY FOR SPORT IN EUROPE (COUNTRIES)

(EXCLUDING THE ISSF ACTIVITY)

2018	2019 (till October))
*Austria *Finland *France *Germany *Great Britain *Hungary *Malta *Spain *Switzerland	*Belarus *Croatia *Finland *Germany *Italy *Montenegro *Switzerland

ESC PRESIDENT'S SPECIAL GIFTS
EUROPEAN YOUTH LEAGUE CHAMPIONSHIP FINAL

108 SIUS ASCOR SETS

2011	2012	2013	2014	2015	2016	2017	2018	2019	2020	2021
*Austria *Italy *Russia *Switzerland *Italy	*Austria *Croatia *Italy *Poland *Russia *Ukraine	*Czechia *Hungary *Italy *Poland *Russia *Ukraine	*Ukraine *Czechia *Poland *Russia *Hungary *Italy	*France *Hungary *Italy *Sweden *Switzerland *Ukraine	*Finland *Hungary *Italy *Poland *Russia *Ukraine	*France *Hungary *Italy *Poland *Serbia *Sweden	*Czechia *Italy *Russia *Serbia *Ukraine			

To be continued

PRIZE MONEY FROM THE ESC PRESIDENT[9]

1 350 000 euro

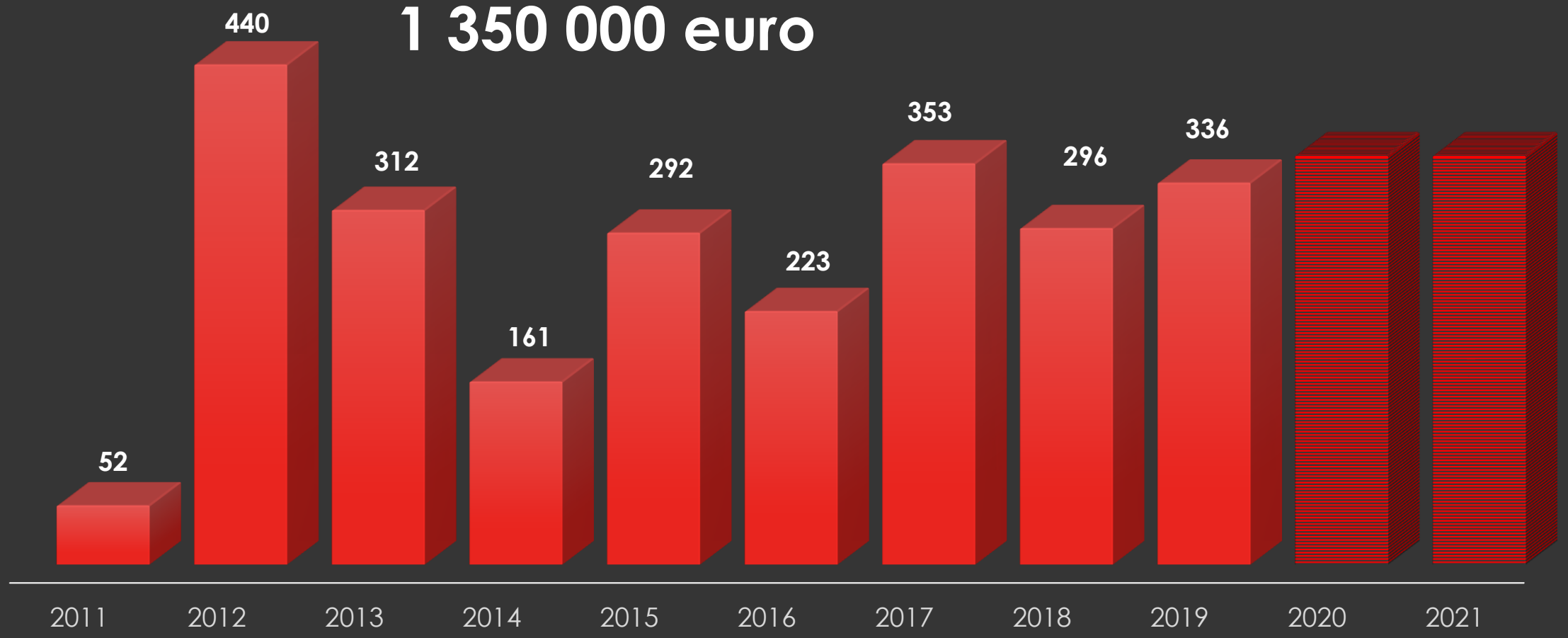

Athletes – 2 465

To be continued…

THE BALANCE OF THE ESC ACCOUNT BY THE END OF THE YEAR

Balance (000, euro)

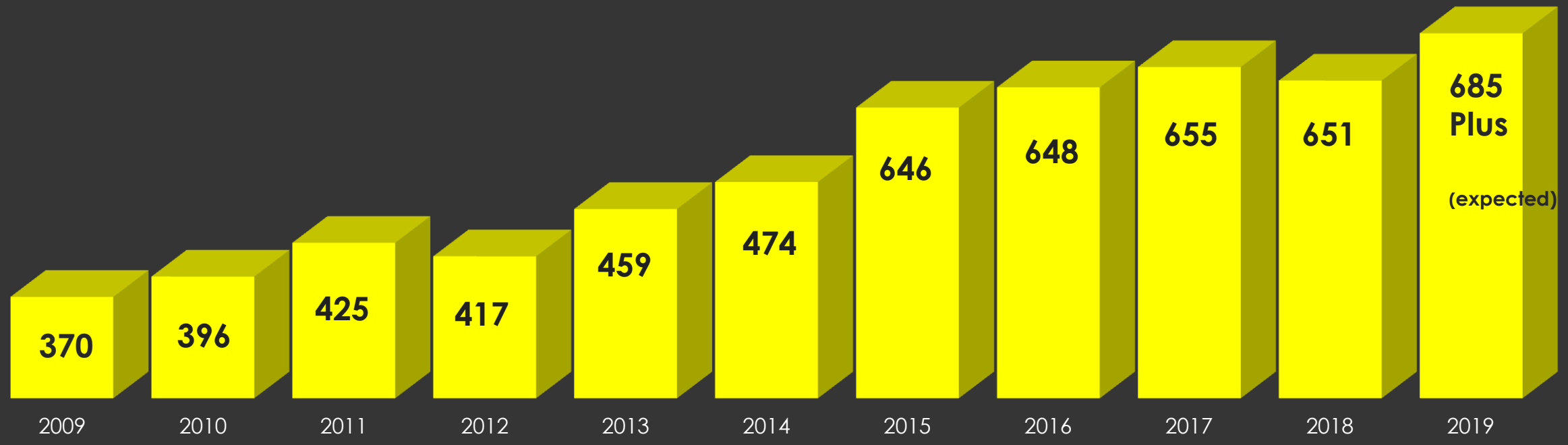

BROADCASTING REGULAR ACTIVITY

- Croatia;
- Finland;
- France;
- Germany;
- Hungary;
- Russian Federation;
- Slovenia

INTERNET STREAMING AUDIENCE (WCH, WC, ECH)

Total: 12 competitions

№	Countries	Total audience
	Total	193 733
1	Italy	51 576
2	Spain	25 978
3	Germany	24 802
4	France	21 291
5	Russian Federation	12 371
6	United Kingdom	9 255
7	Turkey	6 633
8	Sweden	4 270
9	Finland	4 232
10	Greece	3 885
11	Switzerland	3 511
12	Poland	3 287
13	Czech Republic	2 738
14	Portugal	2 731
15	Norway	2 637
16	Ukraine	2 565
17	Denmark	1 896
18	Cyprus	1 760
19	Serbia	1 083
20	Austria	943

SINCE FEBRUARY 2019

Average audience per competition – 16,000

INTERNET STREAMING AUDIENCE (WCH, WC, ECH)

Total: 12 competitions

SINCE FEBRUARY 2019

21	Croatia	932
22	Belgium	911
23	Hungary	856
24	Bulgaria	751
25	Netherlands	642
26	Belarus	350
27	Malta	314
28	Ireland	294
29	Slovakia	289
30	Romania	263
31	Slovenia	256
32	Estonia	104
33	Israel	78
34	Republic of Lithuania	62
35	Luxembourg	39
36	Bosnia and Herzegovina	28
37	Iceland	21
38	Azerbaijan	21
39	San Marino	18
40	Georgia	18
41	Montenegro	14
42	Latvia	13
43	Macedonia	9
44	Monaco	6
45	Republic of Moldova	4
46	Armenia	1
47	Albania	1

Average audience per competition – 16,000

ADVERTISING OPPORTUNITY

- Including of Industry videos to the broadcasting;
- Proposal for Eurosport

Thanks for your attention!